





# In-silico Analysis for the impact of SARS-CoV-2 Variants on the STANDARD™ Q COVID-19 Ag Test

## Revision History

Revision	Date	Description of changes
00	2021. 06. 24	Established In-silico Analysis for the SARS-CoV-2 Variants on STANDARD™ Q COVID-19 Ag Test
01	2021. 07. 08	Updated the in-silico Analysis for the B.1.617.1 and B.1.617.2
02	2021. 08. 18	Updated the in-silico Analysis for the Delta virus designated by WHO
03	2021. 09. 10	Updated the in-silico Analysis for the Mu (SARS-CoV-2) designated by WHO and C.1.2
04	2021. 11. 12	Updated the product category and WHO label. Revised some descriptions.
05	2021. 11. 24	Corrected typos.
06	2021. 11. 29	Updated the in-silico Analysis for the Omicron (B.1.1.529) designated by WHO
07	2021. 12. 08	Updated the in-silico Analysis for the Stealth Omicron (B.1.1.529.2)
08	2021. 12. 23	Updated the changed labelling for B.1.1.529 Sub-lineages (BA.1, BA.2 and BA3) from B.1.1.529
09	2022. 01. 06	Updated the B.1.640.1 and B.1.640.2
10	2022. 04. 19	Updated the XD, XE, XF
11	2022. 08. 24	Updated the BA.4.1, BA.5, BA.2.75

## Authorization

Written by		Reviewed by	Approved by
			
<u>Chaeyeong, Lee</u>	<u>Se-Jung, Lee</u>	<u>Dong-Hyuk, Kim</u>	<u>Jeong-Ho, Kim</u>
Assistant Manager of R&D/BioNote	Executive manager of R&D/BioNote	Executive manager of R&D/BioNote	Executive Director of R&D/BioNote

## TABLE OF CONTENTS

<b>1. PURPOSE AND SCOPE</b>	<b>3</b>
<b>2. OVERVIEW</b>	<b>3</b>
<b>3. CRITERIA</b>	<b>7</b>
<b>4. RESULT</b>	<b>8</b>
<b>5. CONCLUSION</b>	<b>15</b>
<b>6. REFERENCES</b>	<b>16</b>

## 1. PURPOSE AND SCOPE

### 1) Purpose

This document describes the in-silico analysis for the impact of SARS-CoV-2 variants on the STANDARD™ COVID-19 Ag Test

### 2) Goal

This in-silico analysis aims to assess if a mutation in the nucleocapsid protein sequence of SARS-CoV-2 variants could theoretically affect performance of the STANDARD™ COVID-19 Ag Test. For this purpose, potential changes in reactivity of the antibodies to the antigen were predicted by comparing the mutation site in the nucleocapsid (N) protein of each SARS-CoV-2 variant with the epitope region of the antibodies used in the products.

Product Name	Used antibodies
• STANDARD™ Q COVID-19 Ag Test (REF: Q-NCOV-01G)	Monoclonal antibody A Monoclonal antibody B

### 3) Reference documents

- Q COVID-19 Ag\_Epitope mapping analysis for the antibodies\_Rev.03
- Q COVID-19 Ag\_Wet-testing report\_Rev.03

### 4) Scope

STANDARD™ Q COVID-19 Ag Test

## 2. OVERVIEW

### 1) Testing Condition

<b>Investigating Date</b>	2021. 06. 21 ~ 2022. 07. 29 (Regulatory)
<b>Revised Date</b>	2022. 08. 24
<b>Site</b>	Department of R&D, BioNote, INC.
<b>Testing Representative</b>	Preparer: Dong-Hyuk Kim, Bionote R&D Operator: Jin-Soo Kim, Bionote R&D Operator: Se-Jung Lee, Bionote R&D Reviewer: Jung-Ho Kim, Bionote R&D
<b>In-silico analyzer</b>	1. Program: NCBI blastp (Needleman-Wunsch) Onsite link: <a href="https://blast.ncbi.nlm.nih.gov/Blast.cgi">https://blast.ncbi.nlm.nih.gov/Blast.cgi</a>

## 2) SARS-CoV-2 Variants

A total of 47 variants were analyzed and are listed in the table below.

For the N protein, the target protein of all SARS-CoV-2 antigen diagnostic products, the mutation sites found in variants with a frequency of >29% from 105-9475 sequences the public resource GISAID for the respective variants were investigated. The number of sequences at the time of analysis was limited for some variants since not more sequences that are valid were available.

In Rev.06, New VOC (B.1.1.529) designated by WHO is added.

In Rev.07, Stealth Omicron (B.1.1.529.2= BA.2) is added.

In Rev.08, sub-lineages (BA.1, BA.2, BA.3) from B.1.1.529 were added, previous described B.1.1.529 in rev.06 is sorted to BA.1. other B.1.1.529 is added. previous described B.1.1.529.2 in rev.07 is revised to BA.2. B.1.1.529.2 and BA.2 are the synonym, but BA.2 has being usually used.

In Rev.09, two sub-lineages (B.1.640.1 and B.1.640.2) from B.1.640 were added. B.1.640 is designed "Variant Under Monitoring, VUM" from WHO. (06 January, 2022)

In Rev.10, three recombined variants (XD, XE and XF) from Omicron and Delta were added. XD, XE and XF were given named by cov-lineages (the earliest date XD 03 January, 2022, XE 19 January, 2022 and XF 07 January, 2022, reference on site: <https://github.com/cov-lineages>).

In Rev.11, BA.4, BA.5 and BA.2.75 that are sub-lineages from Omicron were updated, BA.4.1 (hCoV-19/South Africa/NCV1112/2022) was first designated as BA.4 on April 14, 2022, and re-designated on May 22, 2022 (from pango-designation issue #548).

No.	Virus sort	WHO label	PANGO Lineage	GISAID ACCESSION ID. EPI_ISL	Outbreak country
1	SARS-CoV-2	N/A	B	402125	China
2	SARS-CoV-2	N/A	A.23.1	925892	United kingdom
3	SARS-CoV-2	N/A	AT.1	2385327	Russia
4	SARS-CoV-2	N/A	AT.1	1259283	Russia
5	SARS-CoV-2	Alpha	B.1.1.7	835226	United kingdom
6	SARS-CoV-2	Beta	B.1.351	660190	South Africa
7	SARS-CoV-2	Epsilon	B.1.427	1060793	USA
8	SARS-CoV-2	Epsilon	B.1.429	1771435	USA
9	SARS-CoV-2	Epsilon	B.1.429	1194304	USA
10	SARS-CoV-2	Eta	B.1.525	2432518	Nigeria
11	SARS-CoV-2	N/A	B.1.526.1	2204920	USA
12	SARS-CoV-2	N/A	B.1.526.2	1080752	USA
13	SARS-CoV-2	B.1.526	B.1.526	1227165	USA
14	SARS-CoV-2	N/A	B.1.616	1239370	France
15	SARS-CoV-2	Kappa	B.1.617.1	1360306	India
16	SARS-CoV-2	Delta	B.1.617.2	1508996	India
17	SARS-CoV-2	N/A	B.1.617.3	1704494	India

18	SARS-CoV-2	Mu	B.1.621	1582980	Colombia
19	SARS-CoV-2	N/A	C.36	1936140	Egypt
20	SARS-CoV-2	Lambda	C.37	1111296	Peru
21	SARS-CoV-2	Gamma	P.1	792680	Japan/Brazil
22	SARS-CoV-2	Lambda	P.2	1182578	Brazil
23	SARS-CoV-2	Gamma	P.3	1213573	Philippines
24	SARS-CoV-2	Zeta	B.1.617.1	1789542	India
25	SARS-CoV-2	Theta	B.1.617.1	1620161	India
26	SARS-CoV-2	Kappa	B.1.617.1	1545312	Angola / Luanda
27	SARS-CoV-2	Kappa	B.1.617.1	1823120	Jordan / Amman
28	SARS-CoV-2	Kappa	B.1.617.1	1904467	Australia / New South Wales
29	SARS-CoV-2	Kappa	B.1.617.1	1660436	Bahrain
30	SARS-CoV-2	Kappa	B.1.617.1	1913208	Canada / Victoria
31	SARS-CoV-2	Kappa	B.1.617.1	1969991	Pakistan
32	SARS-CoV-2	Delta	B.1.617.2	1970310	India / Delhi
33	SARS-CoV-2	Delta	B.1.617.2	1660458	Bahrain
34	SARS-CoV-2	Delta	B.1.617.2	1807318	Australia / Capital Territory
35	SARS-CoV-2	Delta	B.1.617.2	1913205	Canada / Victoria
36	SARS-CoV-2	Delta	AY.1	3244751	India
37	SARS-CoV-2	Delta	AY.2	3123565	Albania
38	SARS-CoV-2	Delta	AY.3	3352221	USA
39	SARS-CoV-2	Delta	AY.3.1	2920875	USA
40	SARS-CoV-2	Mu	B.1.621	3477571	South America / Colombia
41	SARS-CoV-2	N/A	C.1.2	2695610	South Africa
42	SARS-CoV-2	Omicron	B.1.1.529	6647959	South Africa / Gauteng
43	SARS-CoV-2	Omicron	BA.1	6640917	Africa/ Botswana
44	SARS-CoV-2	Omicron	BA.2	7190366	Oceania / Australia
45	SARS-CoV-2	Omicron	BA.3	7526186	United Kingdom / England
46	SARS-CoV-2	N/A	B.1.640.1	6700813	Republic of the Congo
47	SARS-CoV-2	N/A	B.1.640.2	7181977	Europe / United Kingdom
48	SARS-CoV-2	Omicron + Delta	XD* (Delta and BA.1)	9879437	France
49	SARS-CoV-2	Omicron	XE* (BA.1 and BA.2)	9177743	United Kingdom
50	SARS-CoV-2	Omicron + Delta	XF* (Delta and BA.1)	8894978	United Kingdom
51	SARS-CoV-2	Omicron	BA.4.1 <sup>a)</sup>	12043292	South Africa
52	SARS-CoV-2	Omicron	BA.5	11903045	South Africa
53	SARS-CoV-2	Omicron	BA.5	12307612 **	South Africa

54	SARS-CoV-2	Omicron	BA.2.75	13826295***	India
55	SARS-CoV-2	Omicron	BA.2.75	13711333***	India

\* XD, XE, XF are characterized by combining with the other two lineages (Delta + Omicron) by considering all mutation site including both spike protein and nucleocapsid protein. However, if only the sequence of nucleocapsid protein is considered, a single lineage can be characterized.

\*\* Accession number of 12307612 is BA.5 sub-lineage with very small portion (7.86% by GISAID, 2022.06.16)

\*\*\* E31, R32 and S33 amino acid deletions of BA.2.75 occur in 74.15%, 74.15% and 72.79% respectively (Covspectrum, 2022.07.22).

a) BA.4.1 (hCoV-19/South Africa/NCV1112/2022) was first designated as BA.4 on April 14, 2022, and re-designated on May 22, 2022 (from pango-designation issue #548).

### 3) Epitope of antibodies

Studies investigating the epitopes of the antibodies in the materials used in all SARS-CoV-2 antigen diagnostic products were conducted previously. (Document: Q COVID-19 Ag\_Epitope mapping analysis for the antibodies\_Rev.03) The epitopes of paired antibodies used (A and B) are located in the CTD region spanning the amino acids (aa) 258-361 of the SARS-CoV-2 N protein.

### 3. CRITERIA

The most frequent mutation site(s) of each variant was (were) compared to the epitope region by in-silico analysis. If the mutation site is located within the epitope region, a possible impact on test performance was predicted. If the mutation site is not located within the epitope region, impact on test performance was predicted to be unlikely.

The criteria below were used for classification.

Result of in-silico analysis	Classification	Prediction
Mutation site is <b>not located</b> in the epitope region	N	A change in performance is unlikely
Mutation site is <b>located</b> in the epitope region	P	There is a <b>possibility</b> of a change in performance

If the in-silico result is decision “P”, **the variant should be tested** by wet testing.

## 4. RESULT

[Overall Variants list]

No.	Virus sort	WHO label	PANGO Lineage	Country of first outbreak	GISAID ACCESSION ID. EPI_ISL	Most frequent mutation sites (amio acid numbers)	Epitope region	Classification
1	SARS-CoV-2	N/A	B	China	402125	N/A (as standard)	258~361	N/A
2	SARS-CoV-2	N/A	A.23.1	United kingdom	925892	202		N
3	SARS-CoV-2	N/A	AT.1	Russia	2385327	67, 203, 204		N
4	SARS-CoV-2	N/A	AT.1	Russia	1259283	203, 204		N
5	SARS-CoV-2	Alpha	B.1.1.7	United kingdom	835226	3, 203, 204, 235		N
6	SARS-CoV-2	Beta	B.1.351	South Africa	660190	205		N
7	SARS-CoV-2	Epsilon	B.1.427	USA	1060793	205		N
8	SARS-CoV-2	Epsilon	B.1.429	USA	1771435	205, 234		N
9	SARS-CoV-2	Epsilon	B.1.429	USA	1194304	205		N
10	SARS-CoV-2	Eta	B.1.525	Nigeria	2432518	2, 12, 205		N
11	SARS-CoV-2	N/A	B.1.526.1	USA	2204920	205, 234		N
12	SARS-CoV-2	N/A	B.1.526.2	USA	1080752	13, 202		N
13	SARS-CoV-2	B.1.526	B.1.526	USA	1227165	199, 234		N
14	SARS-CoV-2	N/A	B.1.616	France	1239370	325		P
15	SARS-CoV-2	Kappa	B.1.617.1	India	1360306	203, 377		N
16	SARS-CoV-2	Delta	B.1.617.2	India	1508996	63, 203, 215, 377		N
17	SARS-CoV-2	N/A	B.1.617.3	India	1704494	67, 203, 377		N
18	SARS-CoV-2	Mu	B.1.621	Colombia	1582980	205		N
19	SARS-CoV-2	N/A	C.36	Egypt	1936140	203, 204, 212		N
20	SARS-CoV-2	Lambda	C.37	Peru	1111296	13, 203, 204, 214, 366		N
21	SARS-CoV-2	Gamma	P.1	Japan/Brazil	792680	80, 203, 204		N



22	SARS-CoV-2	Lambda	P.2	Brazil	1182578	119, 203, 204, 234	N
23	SARS-CoV-2	Gamma	P.3	Pilippines	1213573	203, 204	N
24	SARS-CoV-2	Zeta	B.1.617.1	India	1789542	203, 377, 385	N
25	SARS-CoV-2	Theta	B.1.617.1	India	1620161	3, 203, 377	N
26	SARS-CoV-2	Kappa	B.1.617.1	Angola / Luanda	1545312	203, 204	N
27	SARS-CoV-2	Kappa	B.1.617.1	Jordan / Amman	1823120	203, 236, 377	N
28	SARS-CoV-2	Kappa	B.1.617.1	Australia / New South Wales	1904467	3, 13, 203, 243, 377	N
29	SARS-CoV-2	Kappa	B.1.617.1	Bahrain	1660436	3, 63, 203, 377	N
30	SARS-CoV-2	Kappa	B.1.617.1	Canada / Victoria	1913208	30, 203, 377	N
31	SARS-CoV-2	Kappa	B.1.617.1	Pakistan	1969991	203, 310, 377	P
32	SARS-CoV-2	Delta	B.1.617.2	India / Delhi	1970310	63, 203, 377, 385	N
33	SARS-CoV-2	Delta	B.1.617.2	Bahrain	1660458	63, 203, 377	N
34	SARS-CoV-2	Delta	B.1.617.2	Australia / Capital Territory	1807318	63, 203, 204, 205, 206, 207, 208, 377, 385	N
35	SARS-CoV-2	Delta	B.1.617.2	Canada / Victoria	1913205	63, 203, 215, 377	N
36	SARS-CoV-2	Delta	AY.1	India	3244751	63, 203, 215, 377	N
37	SARS-CoV-2	Delta	AY.2	Albania	3123565	63, 203, 377	N
38	SARS-CoV-2	Delta	AY.3	USA	3352221	63, 203, 215, 377	N
39	SARS-CoV-2	Delta	AY.3.1	USA	2920875	63, 203, 215, 377	N
40	SARS-CoV-2	Mu	B.1.621	South America / Colombia	3477571	205	N
41	SARS-CoV-2	N/A	C.1.2	South Africa	2695610	204, 13, 384, 203	N
42	SARS-CoV-2	Omicron	B.1.1.529	South Africa / Gauteng	6647959	13, 31del, 32del, 33del, 203, 204	N
43	SARS-CoV-2	Omicron	BA.1 (previously B.1.1.529)	Africa/ Botswana	6640917	13, 31del, 32del, 33del, 203, 204	N

44	SARS-CoV-2	Omicron	BA.2	Oceania / Australia	7190366	13, 31del, 32del, 33del, 203, 204, 413	N
45	SARS-CoV-2	Omicron	BA.3	United Kingdom / England	7526186	13, 31del, 32del, 33del, 203, 204, 413	N
46	SARS-CoV-2	N/A	B.1.640.1	Republic of the Congo	6700813	63, 205, 378	N
47	SARS-CoV-2	N/A	B.1.640.2	Europe / United Kingdom	7181977	22, 205	N
48	SARS-CoV-2	Omicron + Delta	XD* (Delta and BA.1)	France	9879437	63, 203, 215, 377	N
49	SARS-CoV-2	Omicron	XE* (BA.1 and BA.2)	United Kingdom	9177743	13, 31del, 32del, 33del, 203, 204, 413	N
50	SARS-CoV-2	Omicron+ Delta	XF* (Delta and BA.1)	United Kingdom	8894978	13, 31del, 32del, 33del, 203, 204	N
51	SARS-CoV-2	Omicron	BA.4.1 <sup>a)</sup>	South Africa	12043292	P13L, E31del, R32del, S33del, P151S, R203K, G204R, S413R	N
52	SARS-CoV-2	Omicron	BA.5	South Africa	11903045	P13L, E31del, R32del, S33del, R203K, G204R, S413R	N
53	SARS-CoV-2	Omicron	BA.5	South Africa	12307612**	P13L, E31del, R32del, S33del, E136D, R203K, G204R, S413R	N
54	SARS-CoV-2	Omicron	BA.2.75	India	13826295***	P13L, E31del, R32del S33del, R203K, G204R, S413R	N
55	SARS-CoV-2	Omicron	BA.2.75	India	13711333***	P13L, G204R, R203K, S413R	N

[Rev.10, XD, XE and XF nucleocapsid protein sequence analysis]

New investigating variant	Previous investigated variant	% of homology
XD	B.1.617.2 (Delta)	
<b>Nucleocapsid Protein Sequence</b> (accession no. GISAID ACCESSION ID. EPI_ISL_9879437)	<b>Nucleocapsid Protein Sequence</b> (accession no. GISAID ACCESSION ID. EPI_ISL_1913205)	
[D63G, R203M, G215C, D377Y] MSDNGPQNQRNAPRITFGGSPDSTGSNQNTERSARSKQRRPQGLPNNTASWFTALTQHGKEG LKFPRGQGVPIINTSSPDDQIGYYRRATRRIRGGDGKMKDLSRWYFYLLGTGPEAGLPYGANK DGIIWVATEGALNTPKDHIHTRNPANNAIIVLQLPQGTTLPKGFYAEGRGGSQASSRSSRSRNS SRNSTPGSSMGTSPARMAGNGCDAALALLLLDRLNQLLESKMSGKQQQQGQTVTKKSAAEASK KPRQKRTATKAYNVTQAFGRRGPEQTQGNFGDQELIRQGTDYKHWPQIAQFAPSASAFFGMSRI GMEVTPSGTWLTYTGAIKLDKDPNFKDQVILLNKHIDAYKTFPTEPKDKKKKAYETQALPQRQ KKQQTVTLPAADLDDFSKQLQQSMSSADSTQA	[D63G, R203M, G215C, D377Y] MSDNGPQNQRNAPRITFGGSPDSTGSNQNTERSARSKQRRPQGLPNNTASWFTALTQHGKE GLKFPRGQGVPIINTSSPDDQIGYYRRATRRIRGGDGKMKDLSRWYFYLLGTGPEAGLPYGAN KDGIWVATEGALNTPKDHIHTRNPANNAIIVLQLPQGTTLPKGFYAEGRGGSQASSRSSRSR NSSRNSTPGSSMGTSPARMAGNGCDAALALLLLDRLNQLLESKMSGKQQQQGQTVTKKSAAEA SKKPRQKRTATKAYNVTQAFGRRGPEQTQGNFGDQELIRQGTDYKHWPQIAQFAPSASAFFGMS RIGMEVTPSGTWLTYTGAIKLDKDPNFKDQVILLNKHIDAYKTFPTEPKDKKKKAYETQALPQR QKKQQTVTLPAADLDDFSKQLQQSMSSADSTQA	100%
XE	BA.2 (Omicron)	
<b>Nucleocapsid Protein Sequence</b> (accession no. GISAID ACCESSION ID. EPI_ISL_9177743)	<b>Nucleocapsid Protein Sequence</b> (accession no. GISAID ACCESSION ID. EPI_ISL_7190366)	
[P13L, E31(Del*), R32(Del*), S33(Del*), R203K, G204R, S413R] MSDNGPQNQRNALRITFGGSPDSTGSNQNTERSARSKQRRPQGLPNNTASWFTALTQHGKED LKFPRGQGVPIINTSSPDDQIGYYRRATRRIRGGDGKMKDLSRWYFYLLGTGPEAGLPYGANK DGIIWVATEGALNTPKDHIHTRNPANNAIIVLQLPQGTTLPKGFYAEGRGGSQASSRSSRSRNS SRNSTPGSSKRTSPARMAGNGGDAALALLLLDRLNQLLESKMSGKQQQQGQTVTKKSAAEASK KPRQKRTATKAYNVTQAFGRRGPEQTQGNFGDQELIRQGTDYKHWPQIAQFAPSASAFFGMSRI GMEVTPSGTWLTYTGAIKLDKDPNFKDQVILLNKHIDAYKTFPTEPKDKKKKKADEETQALPQRQ KKQQTVTLPAADLDDFSKQLQQSMSRADSTQA	[P13L, E31(Del*), R32(Del*), S33(Del*), R203K, G204R, S413R] MSDNGPQNQRNALRITFGGSPDSTGSNQNTERSARSKQRRPQGLPNNTASWFTALTQHGKED LKFPRGQGVPIINTSSPDDQIGYYRRATRRIRGGDGKMKDLSRWYFYLLGTGPEAGLPYGANK DGIIWVATEGALNTPKDHIHTRNPANNAIIVLQLPQGTTLPKGFYAEGRGGSQASSRSSRSRNS SRNSTPGSSKRTSPARMAGNGGDAALALLLLDRLNQLLESKMSGKQQQQGQTVTKKSAAEASK KPRQKRTATKAYNVTQAFGRRGPEQTQGNFGDQELIRQGTDYKHWPQIAQFAPSASAFFGMSRI GMEVTPSGTWLTYTGAIKLDKDPNFKDQVILLNKHIDAYKTFPTEPKDKKKKKADEETQALPQRQ KKQQTVTLPAADLDDFSKQLQQSMSRADSTQA	100%
XF	BA.1 (Omicron)	100%

<b>Nucleocapsid Protein Sequence</b> (accession no. GISAID ACCESSION ID. EPI_ISL_8894978)	<b>Nucleocapsid Protein Sequence</b> (accession no. GISAID ACCESSION ID. EPI_ISL_6640917)	
[P13L, E31(Del*), R32(Del*), S33[Del*], R203K, G204R] MSDNGPQNQRNALRITFGGPSDESTGSNQNGERSGARSKQRRPQGLPNNNTASWFTALTQHGKED LKFFPRGQGVPIINTSSPDDQIGYYRRATRRIRGGDGKMKDLSRPRWYFYLLGTGPEAGLPYGANK DGIWVATEGALNTPKDHIGTRNPANNAIIVLQLPQGTTLPKGFYAEGSRGGSQASSRSSRSRNS SRNSTPGSSKRTSPARMAGNGGDAALALLLDRLNQLLESKMSGKGGQQQQGQTVTKKSAEASK KPRQKRTATKAYNVTQAFGRRGPEQTQGNFGDQELIRQGTDYKHWPQIAQFAPSASAFFGMSRI GMEVTPSGTWLTYTGAIKDDKDPNFKDQVILLNKHIDAYKTFPPTPKKDKKKKADEQALPQRQ KKQQTVTLTPAADLDDFSKQLQQSMSSADSTQA	[P13L, E31(Del*), R32(Del*), S33[Del*], R203K, G204R] MSDNGPQNQRNALRITFGGPSDESTGSNQNGERSGARSKQRRPQGLPNNNTASWFTALTQHGKED LKFFPRGQGVPIINTSSPDDQIGYYRRATRRIRGGDGKMKDLSRPRWYFYLLGTGPEAGLPYGANK DGIWVATEGALNTPKDHIGTRNPANNAIIVLQLPQGTTLPKGFYAEGSRGGSQASSRSSRSRNS SRNSTPGSSKRTSPARMAGNGGDAALALLLDRLNQLLESKMSGKGGQQQQGQTVTKKSAEASK KPRQKRTATKAYNVTQAFGRRGPEQTQGNFGDQELIRQGTDYKHWPQIAQFAPSASAFFGMSRI GMEVTPSGTWLTYTGAIKDDKDPNFKDQVILLNKHIDAYKTFPPTPKKDKKKKADEQALPQRQ KKQQTVTLTPAADLDDFSKQLQQSMSSADSTQA	

[Rev.11, BA.4.1, BA.5 and BA.2.75 nucleocapsid protein sequence analysis]

<a href="#">BA.4.1<sup>a)</sup></a>	BA.2 (Omicron)	
<b>Nucleocapsid Protein Sequence</b> (accession no. GISAID ACCESSION ID. EPI_ISL_12043292)	<b>Nucleocapsid Protein Sequence</b> (accession no. GISAID ACCESSION ID. EPI_ISL_7190366)	
[P13L, E31(Del*), R32(Del*), S33[Del*], P151S, R203K, G204R, S413R] MSDNGPQNQRNALRITFGGPSDESTGSNQNGERSGARSKQRRPQGLPNNNTASWFTALTQHGKED LKFFPRGQGVPIINTSSPDDQIGYYRRATRRIRGGDGKMKDLSRPRWYFYLLGTGPEAGLPYGANK DGIWVATEGALNTPKDHIGTRNSANNAIIVLQLPQGTTLPKGFYAEGSRGGSQASSRSSRSRNS SRNSTPGSSKRTSPARMAGNGGDAALALLLDRLNQLLESKMSGKGGQQQQGQTVTKKSAEASK KPRQKRTATKAYNVTQAFGRRGPEQTQGNFGDQELIRQGTDYKHWPQIAQFAPSASAFFGMSRI GMEVTPSGTWLTYTGAIKDDKDPNFKDQVILLNKHIDAYKTFPPTPKKDKKKKADEQALPQRQ KKQQTVTLTPAADLDDFSKQLQQSMSRADSTQA	[P13L, E31(Del*), R32(Del*), S33[Del*], R203K, G204R, S413R] MSDNGPQNQRNALRITFGGPSDESTGSNQNGERSGARSKQRRPQGLPNNNTASWFTALTQHGKED LKFFPRGQGVPIINTSSPDDQIGYYRRATRRIRGGDGKMKDLSRPRWYFYLLGTGPEAGLPYGANK DGIWVATEGALNTPKDHIGTRNPANNAIIVLQLPQGTTLPKGFYAEGSRGGSQASSRSSRSRNS SRNSTPGSSKRTSPARMAGNGGDAALALLLDRLNQLLESKMSGKGGQQQQGQTVTKKSAEASK KPRQKRTATKAYNVTQAFGRRGPEQTQGNFGDQELIRQGTDYKHWPQIAQFAPSASAFFGMSRI GMEVTPSGTWLTYTGAIKDDKDPNFKDQVILLNKHIDAYKTFPPTPKKDKKKKADEQALPQRQ KKQQTVTLTPAADLDDFSKQLQQSMSRADSTQA	99%

a) BA.4.1 (hCoV-19/South Africa/NCV1112/2022) was first designated as BA.4 on April 14, 2022, and re-designated on May 22, 2022 (from pango-designation issue #548).

BA.5	BA.2 (Omicron)	100%
------	----------------	------

<b>Nucleocapsid Protein Sequence</b> (accession no. GISAID ACCESSION ID. EPI_ISL_11903045)	<b>Nucleocapsid Protein Sequence</b> (accession no. GISAID ACCESSION ID. EPI_ISL_7190366)	
[P13L, E31(Del*), R32(Del*), S33[Del*], R203K, G204R, S413R] MSDNGPQNQRNALRITFGGPSDSTGSNQNGERSGARSKQRRPQGLPNNTASWFTALTQHGKED LKFPRGQGVPIINTSSPDDQIGYYRRATRIRGGDGKMKDLSPRWYFYLLGTGPEAGLPYGANK DGIWVATEGALNTPKDHIGTRNPANNAIIVLQLPQGTTLPKGFYAEGSRGGSQASSRSSRSRNS SRNSTPGSSKRTSPARMAGNGGDAALALLLDRLNQLLESKMSGKQQQQGQTVTKKSAEASK KPRQKRTATKAYNVTQAFGRRGPEQTQGNFGDQELIRQGTDYKHWPQIAQFAPSASAFFGMSRI GMEVTPSGTWLTYTGAIKDDKDPNFKDQVILLNKHIDAYKTFPPTPKKDKKKKADETQALPQRQ KKQQTVTLTPAADLDDFSKQLQQSMSRADSTQA	[P13L, E31(Del*), R32(Del*), S33[Del*], R203K, G204R, S413R] MSDNGPQNQRNALRITFGGPSDSTGSNQNGERSGARSKQRRPQGLPNNTASWFTALTQHGKED LKFPRGQGVPIINTSSPDDQIGYYRRATRIRGGDGKMKDLSPRWYFYLLGTGPEAGLPYGANK DGIWVATEGALNTPKDHIGTRNPANNAIIVLQLPQGTTLPKGFYAEGSRGGSQASSRSSRSRNS SRNSTPGSSKRTSPARMAGNGGDAALALLLDRLNQLLESKMSGKQQQQGQTVTKKSAEASK KPRQKRTATKAYNVTQAFGRRGPEQTQGNFGDQELIRQGTDYKHWPQIAQFAPSASAFFGMSRI GMEVTPSGTWLTYTGAIKDDKDPNFKDQVILLNKHIDAYKTFPPTPKKDKKKKADETQALPQRQ KKQQTVTLTPAADLDDFSKQLQQSMSRADSTQA	

BA.5	BA.2 (Omicron)	
<b>Nucleocapsid Protein Sequence</b> (accession no. GISAID ACCESSION ID. EPI_ISL_12307612***)	<b>Nucleocapsid Protein Sequence</b> (accession no. GISAID ACCESSION ID. EPI_ISL_7190366)	
[P13L, E31(Del*), R32(Del*), S33[Del*], E136D, R203K, G204R, S413R] MSDNGPQNQRNALRITFGGPSDSTGSNQNGERSGARSKQRRPQGLPNNTASWFTALTQHGKED LKFPRGQGVPIINTSSPDDQIGYYRRATRIRGGDGKMKDLSPRWYFYLLGTGPEAGLPYGANK DGIWVATD GALNTPKDHIGTRNPANNAIIVLQLPQGTTLPKGFYAEGSRGGSQASSRSSRSRNS SRNSTPGSSKRTSPARMAGNGGDAALALLLDRLNQLLESKMSGKQQQQGQTVTKKSAEASK KPRQKRTATKAYNVTQAFGRRGPEQTQGNFGDQELIRQGTDYKHWPQIAQFAPSASAFFGMSRI GMEVTPSGTWLTYTGAIKDDKDPNFKDQVILLNKHIDAYKTFPPTPKKDKKKKADETQALPQRQ KKQQTVTLTPAADLDDFSKQLQQSMSRADSTQA	[P13L, E31(Del*), R32(Del*), S33[Del*], R203K, G204R, S413R] MSDNGPQNQRNALRITFGGPSDSTGSNQNGERSGARSKQRRPQGLPNNTASWFTALTQHGKED LKFPRGQGVPIINTSSPDDQIGYYRRATRIRGGDGKMKDLSPRWYFYLLGTGPEAGLPYGANK DGIWVATEGALNTPKDHIGTRNPANNAIIVLQLPQGTTLPKGFYAEGSRGGSQASSRSSRSRNS SRNSTPGSSKRTSPARMAGNGGDAALALLLDRLNQLLESKMSGKQQQQGQTVTKKSAEASK KPRQKRTATKAYNVTQAFGRRGPEQTQGNFGDQELIRQGTDYKHWPQIAQFAPSASAFFGMSRI GMEVTPSGTWLTYTGAIKDDKDPNFKDQVILLNKHIDAYKTFPPTPKKDKKKKADETQALPQRQ KKQQTVTLTPAADLDDFSKQLQQSMSRADSTQA	99%

BA.2.75	BA.2 (Omicron)	
<b>Nucleocapsid Protein Sequence</b> (accession no. GISAID ACCESSION ID. EPI_ISL_13826295)	<b>Nucleocapsid Protein Sequence</b> (accession no. GISAID ACCESSION ID. EPI_ISL_7190366)	
[P13L E31(Del*), R32(Del*), S33(Del*), R203K, G204R, S413R] MSDNGPQNQRNALRITFGGPSDSTGSNQNGERSGARSKQRRPQGLPNNTASWFTALTQHGKED	[P13L, E31(Del*), R32(Del*), S33[Del*], R203K, G204R, S413R] MSDNGPQNQRNALRITFGGPSDSTGSNQNGERSGARSKQRRPQGLPNNTASWFTALTQHGKED	100%

LKFPRGQGVPIINTSSPDDQIGYYRRATRRIRGGDGKMKDLSRWYFYLLGTGPEAGLPYGANK DGIWVATEGALNTPKDHIGTRNPANNAIVLQLPQGTTLPKGFYAEGSRGGSQASSRSSSRSRNS SRNSTPGSSKRTSPARMAGNGGDAALALLLDRLNQLESKMSGKGQQQQGQTVTKKSAEASK KPRQKRTATKAYNVTQAFGRRGPEQTQGNFGDQELIRQGTDYKHWPQIAQFAPSASAFFGMSRI GMEVTPSGTWLTYTGAIKLDDKDPNFKDQVILLNKHIDAYKTFPPTPKDKKKKKADETQALPQRQ KKQQTVTLLPAADLDDFSKQLQQSMSRADSTQA	LKFPRGQGVPIINTSSPDDQIGYYRRATRRIRGGDGKMKDLSRWYFYLLGTGPEAGLPYGANK DGIWVATEGALNTPKDHIGTRNPANNAIVLQLPQGTTLPKGFYAEGSRGGSQASSRSSSRSRNS SRNSTPGSSKRTSPARMAGNGGDAALALLLDRLNQLESKMSGKGQQQQGQTVTKKSAEASK KPRQKRTATKAYNVTQAFGRRGPEQTQGNFGDQELIRQGTDYKHWPQIAQFAPSASAFFGMSRI GMEVTPSGTWLTYTGAIKLDDKDPNFKDQVILLNKHIDAYKTFPPTPKDKKKKKADETQALPQRQ KKQQTVTLLPAADLDDFSKQLQQSMSRADSTQA	
--	--	--

BA.2.75	BA.2 (Omicron)	
<b>Nucleocapsid Protein Sequence</b> (accession no. GISAID ACCESSION ID. EPI_ISL_13711333)	<b>Nucleocapsid Protein Sequence</b> (accession no. GISAID ACCESSION ID. EPI_ISL_7190366)	
[P13L, G204R, R203K, S413R]	[P13L, E31(Del*), R32(Del*), S33[Del*], R203K, G204R, S413R]	
MSDNGPQNQRNALRITFGGSPDSTGSNQNGERSGARSKQRRPQGLPNNTASWFTALTQHGKED LKFPRGQGVPIINTSSPDDQIGYYRRATRRIRGGDGKMKDLSRWYFYLLGTGPEAGLPYGANK DGIWVATEGALNTPKDHIGTRNPANNAIVLQLPQGTTLPKGFYAEGSRGGSQASSRSSSRSRN SSRNSTPGSSKRTSPARMAGNGGDAALALLLDRLNQLESKMSGKGQQQQGQTVTKKSAEAS KKPRQKRTATKAYNVTQAFGRRGPEQTQGNFGDQELIRQGTDYKHWPQIAQFAPSASAFFGMSR IGMEVTPSGTWLTYTGAIKLDDKDPNFKDQVILLNKHIDAYKTFPPTPKDKKKKKADETQALPQR QKKQQTVTLLPAADLDDFSKQLQQSMSRADSTQA	MSDNGPQNQRNALRITFGGSPDSTGSNQNGERSGARSKQRRPQGLPNNTASWFTALTQHGKED LKFPRGQGVPIINTSSPDDQIGYYRRATRRIRGGDGKMKDLSRWYFYLLGTGPEAGLPYGANK DGIWVATEGALNTPKDHIGTRNPANNAIVLQLPQGTTLPKGFYAEGSRGGSQASSRSSSRSRNS SRNSTPGSSKRTSPARMAGNGGDAALALLLDRLNQLESKMSGKGQQQQGQTVTKKSAEASK KPRQKRTATKAYNVTQAFGRRGPEQTQGNFGDQELIRQGTDYKHWPQIAQFAPSASAFFGMSRI GMEVTPSGTWLTYTGAIKLDDKDPNFKDQVILLNKHIDAYKTFPPTPKDKKKKKADETQALPQRQ KKQQTVTLLPAADLDDFSKQLQQSMSRADSTQA	99%

## 5. CONCLUSION

The mutation sites of the most frequent mutations determined for 55 variants using the GISAID database in the SARS-CoV-2 nucleocapsid protein compared to the Wuhan-Hu-1 sequence were compared to the epitope region of the paired antibodies used in the STANDARD™ COVID-19 Ag (aa 258-361). Two variants (B.1.616, listed as no.14 and B.1.617.1, listed as no.31) show a mutation within the epitope region (no.14 is at aa 325, no.31 is at aa 310). B.1.616 variant was detected in France in the spring of 2021 and remained very locally restricted. Per 18 November 2021, it is not currently classified as a VoC or Variants of Interest (VoI) by the WHO, nor is it classified as a Variant Being Monitored (VBM), a VOI, a VOC or a Variant of High Consequence (VOHC) by the US CDC.

All other 45 variants showed mutations outside of the epitope region and would not affect assay performance.

Nonetheless, B.1.616 and B.1.617.1 (GISAID Accession ID EPI\_ISL\_1969991) should be wet-tested for potential changes in assay performance.

The B.1.1.529 variant was designated by WHO at 2021.11.26 as the VoC.

New emerged variant B.1.1.529 (no.42, Omicron) and its sub-lineages (no.43-45, BA.1, BA.2, BA.3) have especially feature that the deleted sites (31del, 32del, 33del) of N protein. all mutation sites of B.1.1.529 and sub-lineages are not located in epitope region.

Nonetheless, wet-testing of the new emerged variants can help with confidence of performance along with the in-silico analysis.

New emerging variants B.1.640.1 and B.1.640.2 are sub-lineage from B.1.640.

B.1.640.1 and B.1.640.2 would not affect assay performance, since the mutation sites on N protein of both B.1.640.1 and B.1.640.2 are not located in epitope region.

New recombined variant (XD, XE and XF) were from Delta and Omicron. Nucleocapsid protein of XD is same to the delta (B.1.617.2) variant, XE is same the omicron (BA.2) variant and XF is same to the omicron (BA.1) We previously investigated the B.1.617.2, BA.2 and BA.2, all do not affect the performance of STANDARD™ COVID-19 Ag Test.

To be conclusion, XD, XE and XF also do not affect the performance of STANDARD™ COVID-19 Ag and they are unnecessary to study with wet-testing.

BA.4 is very similar to BA.2, with only one additional mutation site and the mutation sites are not located in epitope region.

BA.5 (GISAID ACCESSION ID. EPI\_ISL\_12307612) has especially other mutation site on the N protein sequence comparing to BA.2. It appeared in the very small portion (7.86%) and this mutation site is also not located in epitope region.

New emerging variants B.2.75 are sub-lineages from BA.2. Two types of BA.2.75 have been reported so far, and BA.2.75 (accession no. 13826295) has the same NP sequence as BA.2. The other one (accession no. 13711333) shows 99% homology with BA.2 because the deletion site is

missing. In both variants, mutation sites are not located in the epitope region. BA.2 wet-testing was previously performed, and there are no performance changes.

## **6. REFERENCES**

- (1) GISAID: <https://www.epicov.org>
- (2) Nextstrain: <https://nextstrain.org>
- (3) PANGO lineages: <https://cov-lineages.org>
- (4) European Centre for Disease Prevention and Control: <https://www.ecdc.europa.eu/en/covid-19/variants-concern>
- (5) CDC: [https://www.cdc.gov/coronavirus/2019-ncov/variants/variant-info.html#anchor\\_1632158885160](https://www.cdc.gov/coronavirus/2019-ncov/variants/variant-info.html#anchor_1632158885160)
- (6) WHO tracking of variants: <https://www.who.int/en/activities/tracking-SARS-CoV-2-variants/>